



# BINEXT PRODUCT

Jul. 2020

NEXT DIGITAL HUB IS A YOUNG STARTUP FOCUSED ON DELIVERING FAST-PACED DIGITAL TRANSFORMATION INITIATIVES, WITH AN EMPHASIS ON INNOVATION AND DESIGN.



MOBILE & WEB  
DEVELOPMENT



BUSINESS  
INTELLIGENCE &  
ANALYTICS



DIGITAL  
TRANSFORMATION  
PROJECTS



CLOUD  
PLATFORMS



CONVERSATIONAL  
INTERFACES



TRAINING &  
CONSULTING

# OUR CLIENTS

**Honeywell**

**IBERIA** 

 **ARANTIA**

 **acciona**  
Airport Services

 everis  
an NTT DATA Company

**BCG**  
THE BOSTON CONSULTING GROUP

 **REPSOL**

**tinámica**  
a Smartdata company

 **SECURITAS**  
*Direct*


**O F F S I D E**  
COMUNICACIÓN

 **OPTIVA**  
M E D I A

# OVERVIEW



# MODULAR FUNCTIONALITIES



01

ETL (Extract, Transform, Load)  
from your own sources



02

Data model based on the IATA's  
Airline Industry Data Model



03

Custom REST API integrated with  
PowerBI Service



04

Javascript dashboards



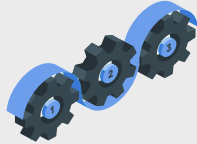
05

Power BI Service integration and  
predefined set of reports




06

Power BI embedded integration



## EXTRACT, TRANSFORM, LOAD

Organize your information and prepare it to be consumed



## BIG DATA SOLUTIONS

Experts in big data technologies



## PUBLIC CLOUD OR ON-PREMISE

Choose your cloud providers or build it on-premise

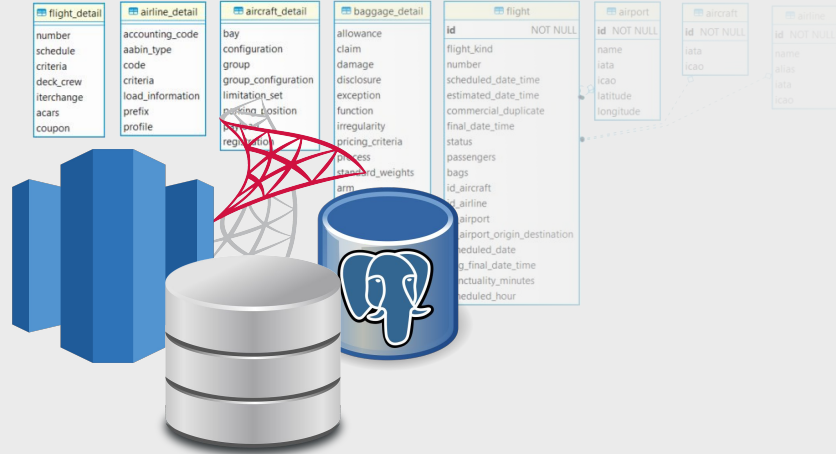


## REAL-TIME WORKFLOWS

Contact us to know our success stories

# DATA MODEL

Get your data as a IATA's Airline Industry Data Model in your Data Warehouse





## REST API to access your data

- Access and download your data in the chosen formats



## Power BI Service integration

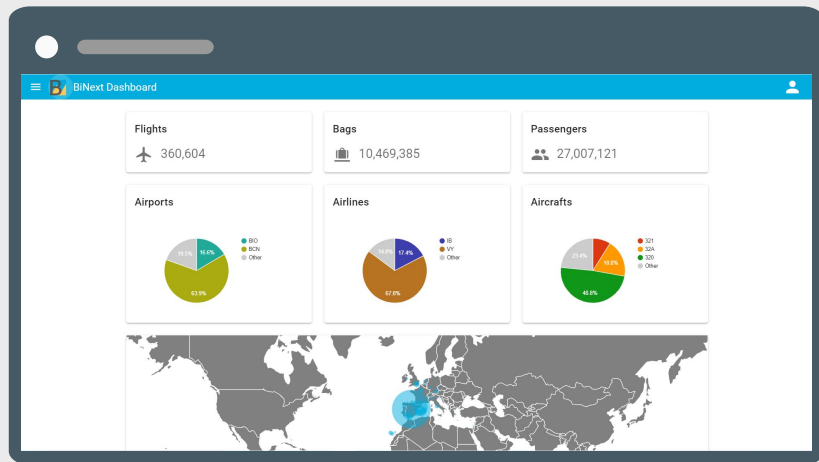
- Manage the service programmatically
- Use proxy authentication

default	
POST	/token Login For Access Token
GET	/ Healthy
GET	/me Read Users Me

powerbIService	
GET	/powerbIService/embedtoken/groups/{workspace_id}/reports/{report_id} GetEmbedInfo
GET	/powerbIService/embed_trial_usage Get Embed Trial Usage
GET	/powerbIService/{endpoint} Get Groups





# JAVASCRIPT DASHBOARDS

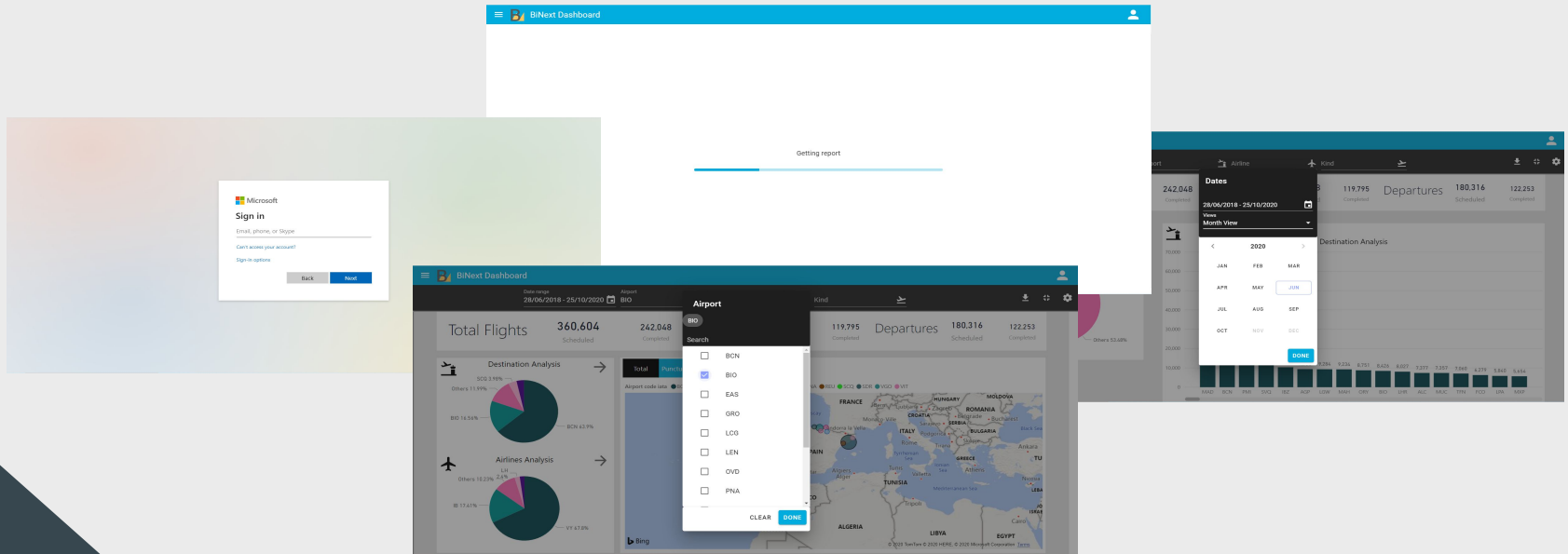
## JAVASCRIPT DASHBOARDS INTEGRATED WITH YOUR API

Define and consume your visualization in real time with your favourite library



# POWER BI SERVICE INTEGRATION

- Get and organize your reports from Power BI
- Use PowerBI-JavaScript to interact with your reports



# PREDEFINED SET OF REPORTS

**BINext Dashboard**  
Date range: 2018 - 25/10/2020 | Report: Airport | Airline | Kind

Total Flights	360,604	242,048	Arrivals	180,288	119,795	Departures	180,316	122,253
	Scheduled	Completed	Scheduled	Completed	Scheduled	Completed	Scheduled	Completed

**KPIS**  
Vs period previous year: 77.442%  
242,048 Selected, 144,604 Measurement

**Activity evolution**  
Bar chart showing activity over time with values ranging from approximately 200 to 800.

**Destination Analysis**  
Pie chart showing distribution: PHX 4.2%, JAX 5.1%, LAX 6.7%, SFO 5.4%, FRA 5.0%, MAD 13.6%, Others 31.21%.

**Airlines Analysis**  
Pie chart showing distribution: B 23.1%, VY 34.2%, Others 31.21%.

**Summary**  
Arrival Flights: 29,870  
Bags: 1,062,519  
Pax: 2,818,215  
Principal Airline: VY (54.42%)

**BINext Dashboard**  
Date range: 28/06/2018 - 25/10/2020 | Report: Airport | Airline | Kind

Total Flights	360,604	242,048	Arrivals	180,288	119,795	Departures	180,316	122,253
	Scheduled	Completed	Scheduled	Completed	Scheduled	Completed	Scheduled	Completed

**KPIS**  
Vs period previous year: 77.442%  
242,048 Selected, 144,604 Measurement

**Activity evolution**  
Line chart showing percentage changes over time, with values ranging from 40% to 85%.

**KPIS**  
Vs period previous year: 77.442%  
242,048 Selected, 144,604 Measurement

**Summary**  
Arrival Flights: 29,870  
Bags: 1,062,519  
Pax: 2,818,215  
Principal Airline: VY (54.42%)

# POWER BI EMBEDDED



Share your reports with anyone using Power BI Embedded

## Embed Power BI analytics in three easy steps

1



Use [Power BI Desktop](#) to connect to data sources, model your data, and create interactive visuals.

2



Publish the report to Power BI, then develop and test with the JavaScript SDK and REST APIs. [Start by setting up your environment.](#)

3



Embed for your organization or customers using Power BI Embedded capacity [purchased through Azure.](#)



# THANKS

[contacto@nextdigital.es](mailto:contacto@nextdigital.es)  
[www.nextdigital.es](http://www.nextdigital.es)

CREDITS: This presentation template was created by **Slidesgo**, including icons by **Flaticon**, and infographics & images by **Freepik** and illustrations by **Stories**